
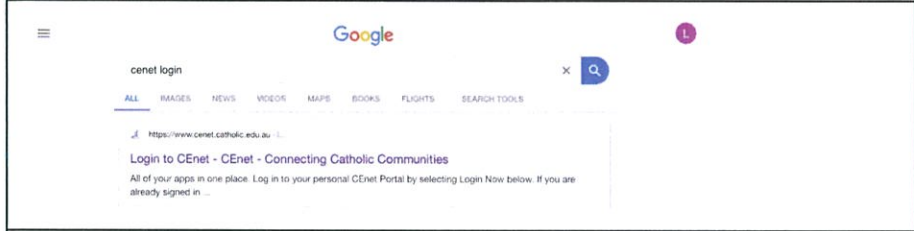
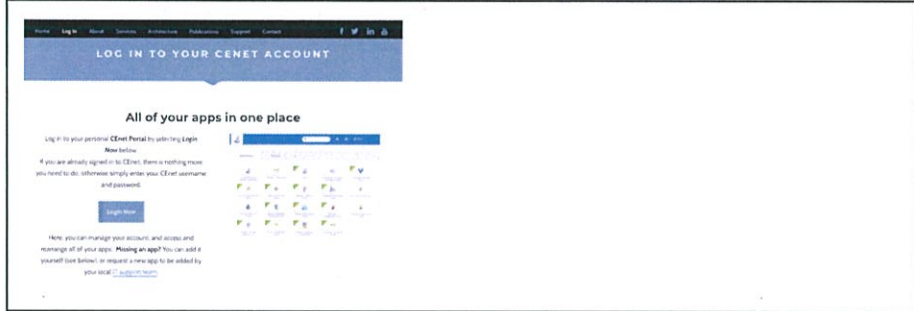


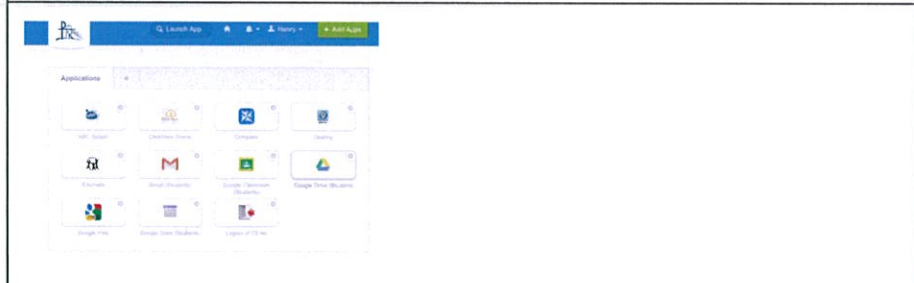
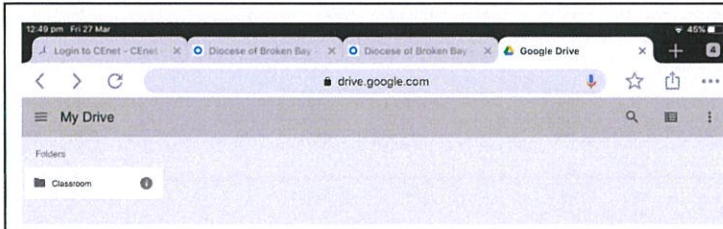


How to access Google Drive

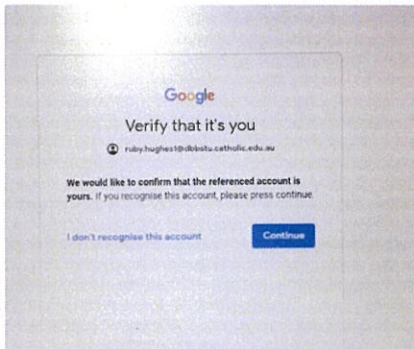
	<p>Go to google on your device/computer</p>
	<p>Type in cenet login and click on the link</p>
	<p>Click on the Login Now tile</p>
	<p>Type in your User name: Supplied by teacher Password: Supplied by teacher Diocese: Broken Bay</p>
	
	<p>Click on Google Drive (Student)</p>



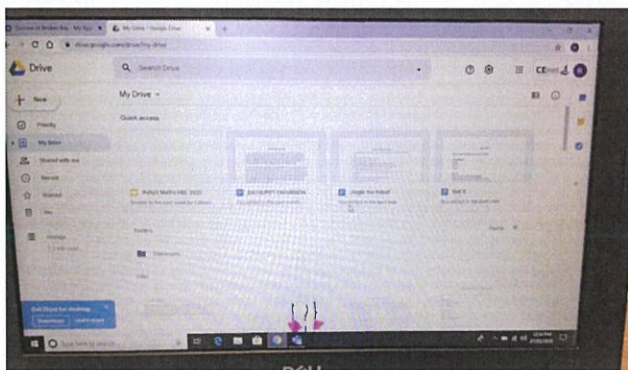
Ipad:
It should look like this (this may vary depending on the device you are using)



Ipad:
Click on the three bars circled. Your child's files could be in the starred folder or the shared with me folder.



Computer:
It should look like this (this may vary depending on the device you are using)
On a computer it will look like this. Please press continue.



Computer:
Your child's files could be in the starred folder or the shared with me folder.